



Presenting a complete line of Limestone Classics™
Landscape Stone from Indiana Limestone Company.
Genuine Indiana Limestone. The natural and innovative
design solution for your residential and commercial exterior
landscape projects. Discover the possibilities at
IndianaLimestoneCompany.com

INNOVATIONS IN STONE.



LANDSCAPE STONE

Pool Coping



Indiana Limestone Company
Pool Coping
Examples of Product Installation

Pool Coping



Classic Pool Trim

Genuine natural Limestone Classics™ Pool Coping from Indiana Limestone Company is the perfect finish to a pool. Durable and cool to the touch, few materials are as versatile, consistent, and naturally beautiful.

Our Classic Pool Coping is easily trimmed to fit in the field and tough enough to stand the test of time. Produced in a standard thickness of 2-1/4" or 3", widths of 12" or 16", and standard lengths of 4'. Custom sizes also available.

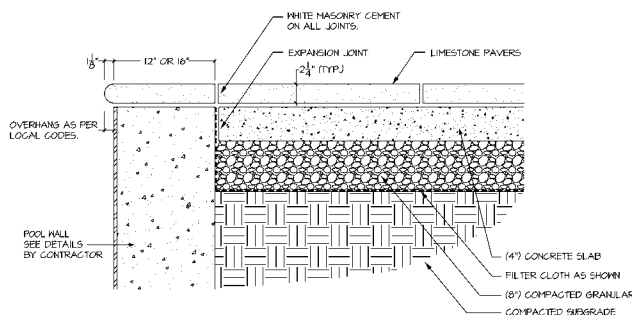
Pool Coping Installation & Technical Guide

Delivery, Storage and Handling

- ILC Pool Coping should be unloaded and handled carefully to prevent excess breakage.
- Product will be supplied adequately packaged on pallets or timbers to keep finished stone clear of the ground.
- Storage area should be a well-drained space graveled or chipped for protection against mud splatters.
- Product should be handled carefully to avoid excess chips and scratches.
- When using pry bars to move stone into place, use padding to protect the edges of the stone.

Setting Mortar

- Use of Type N Masonry Cement is highly recommended for the setting bed cement mix. White Cement does not contain the chemicals that when activated by water can cause unsightly staining. Typical fine sand will be adequate for the cement mix. A setting bed depth of 1" to 1-1/2" is recommended.



Pool Coping

| Prod ID | Color | Height | Depth | Length | Pcs Per Pallet |
|---------------|-------------|--------|-------|---------|----------------|
| PC2.25x12FCB | Full Color | 2-1/4" | 12" | 47-5/8" | 12 |
| PC2.25x16FCB | Full Color | 2-1/4" | 16" | 47-5/8" | 12 |
| PC2.25x12BUFF | Silver Buff | 2-1/4" | 12" | 47-5/8" | 12 |
| PC2.25x16BUFF | Silver Buff | 2-1/4" | 16" | 47-5/8" | 12 |
| PC3x12FCB | Full Color | 3" | 12" | 47-5/8" | 12 |
| PC3x16FCB | Full Color | 3" | 16" | 47-5/8" | 12 |
| PC3x12BUFF | Silver Buff | 3" | 12" | 47-5/8" | 12 |
| PC3x16BUFF | Silver Buff | 3" | 16" | 47-5/8" | 12 |

Pointing of Joints

- Grouting or Pointing of the joints can be done with the same Type N White Masonry Cement (mixed with White Sand to allow for accurate coloring). For an even more water repellent joint the use of a Urethane/ Polyurethane sealant is recommended.

Anchors

- Typical mortar set installation does not require any additional anchoring to pool wall/foundation, however if additional anchoring is required or desired based on design specifications, stainless steel dowels (smooth or threaded) or stainless steel dowels with straps are both commonly used for the attachment of limestone pool coping. *PLEASE NOTE: Some installations may require review by an engineering professional to determine proper anchorage.*

Cleaning

- After mortar has set, the pool coping should be brushed down with a stiff fiber brush, then carefully rinsed with clear water to remove any accumulation of stain or matter foreign to the Limestone.

Physical Characteristics, Performance Table

- Indiana Limestone complies with the requirements of ASTM C-568, Type II, Medium density limestone.

Treads



Indiana Limestone Company
Treads
Examples of Product Installation

Treads



Indiana Limestone treads are a mainstay for stone step treads across North America. With a distinctive rock faced edge and diamond sawn finish, Indiana Limestone treads have been used extensively as step treads, mantels, hearths, and copings. Indiana Limestone Company treads create that classic complement for every architectural design.

Durable, Fine-grained Limestone

Indiana Limestone Company treads are produced from the same quality raw material used in thousands of institutional cut stone projects. Our limestone treads are made from our most durable and fine-grained gray limestone.

Popular Sizes

Indiana Limestone Company treads are available in a standard thickness of 2", with widths from 6" to 24", and lengths to 10'. Our limestone treads come packaged in a bundle of 14 pieces stacked on edge for easy unloading.

Immediate Availability

Indiana Limestone Company offers immediate availability of the most popular sizes and short fabrication lead time on non-inventory items. It's easy to add or carry our Limestone Classics tread to complete your product line. To order or for Dealer information, call (800) 457-4026 and ask for Indiana Limestone Company's Limestone Classics™ treads.

Installation & Technical Guide

Delivery, Storage, and Handling

- Indiana Limestone Company (ILC) Treads should be unloaded and handled carefully to prevent excess breakage.
- Product will be supplied adequately packaged on pallets or timbers to keep finished stone clear of the ground.
- Storage area should be a well-drained space grveled or chipped for protection against mud splatters.
- Product should be handled carefully to avoid excess chips and scratches.
- When using pry bars to move stone into place, use padding to protect the edges of the stone.

Setting Mortar

- Use of Type N Masonry Cement is highly recommended for the setting bed cement mix. White Cement does not contain the chemicals that when



Treads

| Prod ID | Color | Height | Depth | Length | Pcs Per Pallet |
|---------|-------|--------|-------|-----------|----------------|
| T2x5 | Gray | 2" | 5" | 3' to 8' | 14 |
| T2x6 | Gray | 2" | 6" | 3' to 8' | 14 |
| T2x8 | Gray | 2" | 8" | 3' to 10' | 14 |
| T2x10 | Gray | 2" | 10" | 3' to 10' | 14 |
| T2x12 | Gray | 2" | 12" | 3' to 10' | 14 |
| T2x14 | Gray | 2" | 14" | 3' to 10' | 14 |
| T2x16 | Gray | 2" | 16" | 3' to 8' | 14 |
| T2x18 | Gray | 2" | 18" | 3' to 8' | 14 |
| T2x20 | Gray | 2" | 20" | 3' to 8' | 14 |
| T2x24 | Gray | 2" | 24" | 3' to 8' | 14 |

activated by water can cause unsightly staining. Typical fine sand will be adequate for the cement mix. A setting bed depth of 1" to 1-1/2" is recommended.

Pointing of Joints

- Grouting or Pointing of the joints can be done with the same Type N White Masonry Cement (mixed with White Sand to allow for accurate coloring). For an even more water repellent joint the use of a Urethane/Polyurethane sealant is recommended.

Anchors

- Typical mortar set installation does not require any additional anchoring. However, if additional anchoring is required or desired based on design specifications, stainless steel dowels (smooth or threaded) or stainless steel dowels with straps are both commonly used for the attachment of limestone treads.

Cleaning

- After mortar has set, the treads should be brushed down with a stiff fiber brush, then carefully rinsed with clear water to remove any accumulation of stain or matter foreign to the limestone.

Physical Characteristics, Performance Table

- Indiana Limestone complies with the requirements of ASTM C-568, Type II, Medium density limestone.

Garden Stepper



Indiana Limestone Company
Garden Stepper
Examples of Product Installation

Garden Stepper



Classic Strength

Rugged, durable, and functional, our Limestone Classics™ Garden Steppers add an inviting touch to any landscaping area. Made from our high quality Full Color Blend genuine Indiana Limestone, our garden steps elicit a feeling of permanence and simplicity.

Popular Sizing

Our Limestone Classics Garden Steppers come standard with a split front and back and sawn ends, top and bottom. Each step is 6" tall and can be 14" or 16" wide, and is available in lengths of 3', 4' and 5'. Steps are packaged on a pallet for easy unloading.

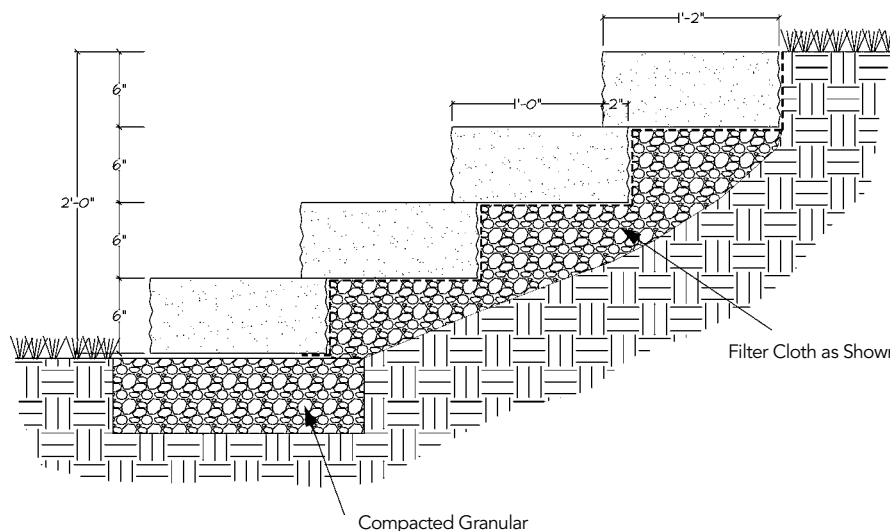
Immediate Availability

Indiana Limestone Company offers immediate availability of our Limestone Classics™ Garden Steppers. It's easy to incorporate genuine Indiana Limestone into your next landscape design. To order or for Dealer information, call (800) 457-4026 and ask for Indiana Limestone Company's Limestone Classics Garden Steppers.



Garden Stepper

| Prod ID | Color | Height | Depth | Length | Pcs Per Pallet |
|-----------|------------|--------|-------|--------|----------------|
| GS6x14x36 | Full Color | 6" | 14" | 36" | 6 |
| GS6x14x48 | Full Color | 6" | 14" | 48" | 6 |
| GS6x14x60 | Full Color | 6" | 14" | 60" | 6 |
| GS6x16x36 | Full Color | 6" | 16" | 36" | 6 |
| GS6x16x48 | Full Color | 6" | 16" | 48" | 6 |
| GS6x16x60 | Full Color | 6" | 16" | 60" | 6 |



Garden Wall



Indiana Limestone Company
Garden Wall
Examples of Product Installation

Garden Wall



Natural beauty and texture best describe our Limestone Classics™ Garden Wall. Fabricated from our high quality Full Color Blend Indiana Limestone, our garden wall can be used for site and retaining wall applications. Indiana Limestone Garden Wall adds the perfect finishing touch to any landscape project.

Easy Installation

Our Limestone Classics Garden Wall is made up of pieces that are 4" and 8" tall with sawn tops and bottoms for ease of installation. Pieces are provided in 8", 12", or 18" lengths to insure adequate bonding and an appealing pattern. Our garden wall comes in widths of 8" and 12" and is stacked on a pallet of like course heights and widths for construction ease.

Design with Indiana Limestone

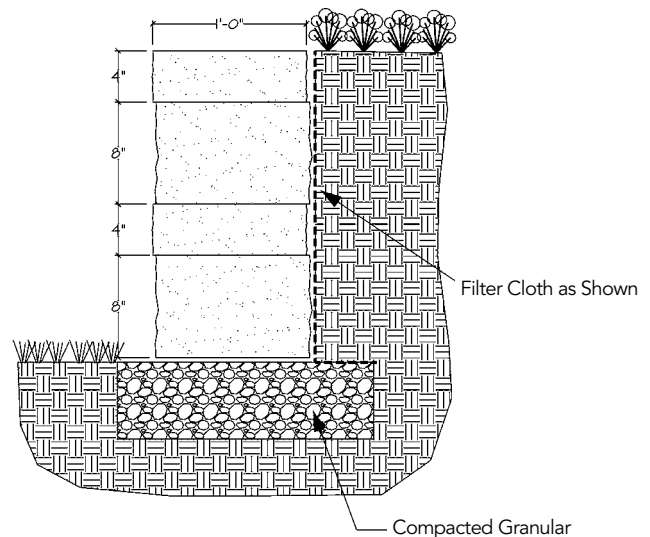
Indiana Limestone Company offers immediate availability of our Limestone Classics™ Garden Wall. It's easy to incorporate genuine Indiana Limestone into your next landscape design. To order or for Dealer information, call (800) 457-4026 and ask for Indiana Limestone Company's Limestone Classics Garden Wall.



8"



4"



Pavers



Indiana Limestone Company
Pavers
Examples of Product Installation

Pavers



Natural beauty, cool to the touch.

Unlike other pavers, the color and composition of Indiana Limestone pavers will stay cool to the feet in the summer sun.

Many patterns of Indiana Limestone pavers can be produced from our 11 standard sizes. These sizes range from 12" X 12" to 24" X 36". Custom sizes available. Indiana Limestone pavers are available in the natural full color range of Indiana Limestone.

Pavers Installation & Technical Guide

Setting Bed

■ Use of Type N Masonry Cement is highly recommended for the setting bed cement mix. White Cement does not contain the chemicals that when activated by water can cause unsightly staining. Typical fine sand will be adequate for the cement mix. A setting bed depth of 1" to 1-1/2" is recommended.

Concrete Slab

■ The concrete slab should be cured, and 30 days of curing would be ideal.

Grouting of Joints

■ Grouting or Pointing of the joints can be done with the same Type N White Masonry Cement (mixed with White Sand to allow for accurate coloring). For an even more water repellent joint, the use of Urethane/Polyurethane sealant is recommended.

Waterproofing the Stone

■ Alternatively, a cementitious based waterproofing could be applied to the backs and all unexposed sides of the stones to protect the stones from moisture sources and thereby prevent staining where a standard Type N gray masonry cement is to be used in the setting bed or grout. A recommended waterproofing product is (White) Super Thoroseal made by Thoro Products. For more information, visit:
http://www.chargar.com/Products/prod_ma.html

Delivery, Storage and Handling

■ Product will be supplied adequately packaged on pallets or timbers to keep finished stone clear of the ground.
■ Storage area should be a well-drained space grveled or chipped for protection against mud splatters. When using pry bars to move stone into place, use padding to protect the edges of the stone.



Paver

| Prod ID | Color | Size | Pcs Per Pallet |
|-------------|------------------|--------------------------|----------------|
| PF1.5x12x12 | Full Color Blend | 1.5" x 11-5/8" x 11-5/8" | 175 |
| PF1.5x12x18 | Full Color Blend | 1.5" x 11-5/8" x 17-5/8" | 75 |
| PF1.5x12x24 | Full Color Blend | 1.5" x 11-5/8" x 23-5/8" | 50 |
| PF1.5x12x36 | Full Color Blend | 1.5" x 11-5/8" x 35-5/8" | 38 |
| PF1.5x18x18 | Full Color Blend | 1.5" x 17-5/8" x 17-5/8" | 60 |
| PF1.5x18x24 | Full Color Blend | 1.5" x 17-5/8" x 23-5/8" | 50 |
| PF1.5x18x30 | Full Color Blend | 1.5" x 17-5/8" x 29-5/8" | 25 |
| PF1.5x18x36 | Full Color Blend | 1.5" x 17-5/8" x 35-5/8" | 25 |
| PF1.5x24x24 | Full Color Blend | 1.5" x 23-5/8" x 23-5/8" | 38 |
| PF1.5x24x30 | Full Color Blend | 1.5" x 23-5/8" x 29-5/8" | 25 |
| PF1.5x24x36 | Full Color Blend | 1.5" x 23-5/8" x 35-5/8" | 25 |

Also available in 2" thickness

Protection of Base Courses & Unfinished Work

■ To avoid possible unsightly stains caused by mud or other splashing, the ground at the base of the structure should be covered with protective material during construction. This should be left intact until landscaping is complete.

During construction, tops of walls should be carefully protected to prevent rain, snow, or seepage from entering space between veneer and backing.

Cleaning

■ After mortar has set, the pavers should be brushed down with a stiff fiber brush, and then carefully rinsed with clear water to remove any accumulation of stain or matter foreign to the Limestone.

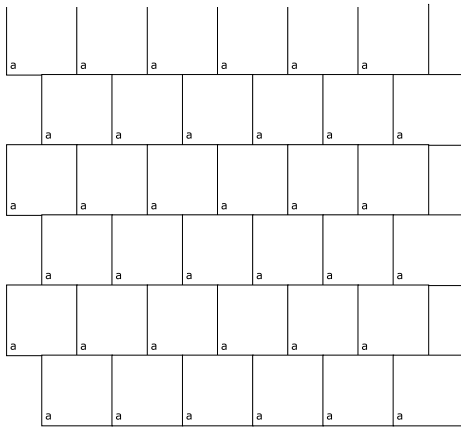
Paver Patterns



Flagstone Paver Patterns

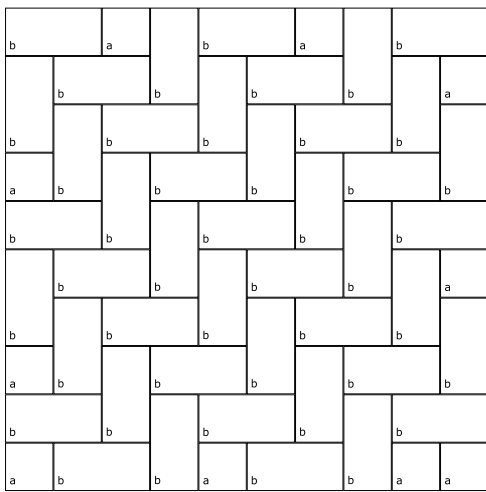
As you plan your next project using natural Indiana Limestone flagstone pavers, we have provided some suggested pattern layouts. Each pattern represents 100 sq. ft. of Pavers. These are the more common layout patterns that many architects, builders, and homeowners use. Let these be a starting point as you use your creativity in designing an Indiana Limestone Landscape Stone project.

Square Running Bond




Sizes available: 12 X 12, 18 X 18, 24 X 24

Herringbone



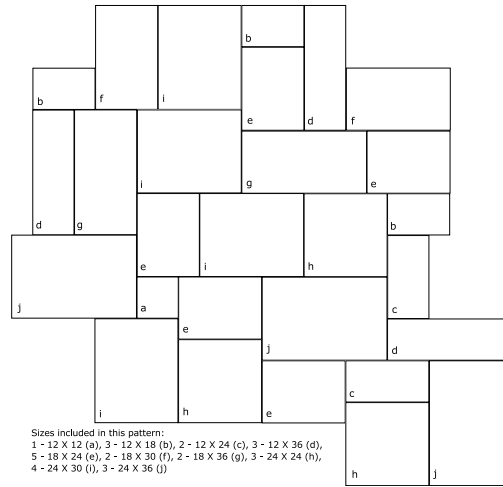
Pattern availability 12" x 24" or 18" x 36" or pattern shown (10) 18" x 18" (45) 18" x 36"

Rectangular Running Bond



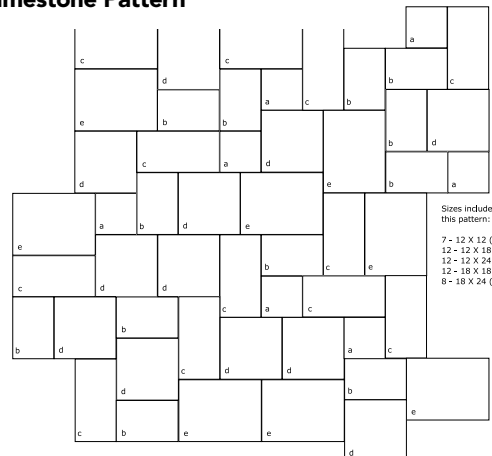
Sizes available: 12 X 24, 18 X 36

Large Limestone Pattern



Sizes included in this pattern:
 1 - 12 X 12 (a), 3 - 12 X 18 (b), 2 - 12 X 24 (c), 3 - 12 X 36 (d),
 5 - 18 X 24 (e), 2 - 18 X 30 (f), 2 - 18 X 36 (g), 3 - 24 X 24 (h),
 4 - 24 X 30 (i), 3 - 24 X 36 (j)

Small Limestone Pattern



Sizes included in this pattern:
 7 - 12 X 12 (a)
 12 - 12 X 18 (b)
 12 - 12 X 24 (c)
 12 - 18 X 18 (d)
 8 - 18 X 24 (e)

Landscape Stone Packaging



Pool Coping



Garden Steppers



Patio Pavers



Garden Wall



Treads



Treads